



1/4" One Way Shut-Off – 3 & B Series




(Industrial Interchange)

3 & B Series 1/4" 1-Way Automatic Sockets


Female Thread		Part No.	Brand	FPT	Description
		FM2803	F	1/8"	Brass
		B-2BF1-B	B		
		FM2803S	F	1/8"	For Steam, Brass/SS, EPDM Seal
		SL2803	F		Sleeve Lock
		B-2BF1-B-SL	B		
		FM2803W	F	1/8"	For Water, Brass/SS, Buna-N Seal
		FM3003	F		Brass
		B-2BF2-B	B		
		SL3003	F	1/4"	Sleeve Lock
		B-2BF2-B-SL	B		
		FM3003HW	F	1/4"	For Hot Water, Brass/SS, Viton Seal
		FM3003S			For Steam, Brass/SS, EPDM Seal
		FM3003W			For Water, Brass/SS, Buna-N Seal
		SL3003W			Sleeve Lock, For Water, Brass/SS, Buna-N Seal
FM3203	F	3/8"	Brass		
B-2BF3-B	B				
SL3203	F		Sleeve Lock		
B-2BF3-B-SL	B				
FM3203H	F		For Heat, Viton Seal		
FM3203W	F	For Water, Brass/SS, Buna-N Seal			

Male Thread		Part No.	Brand	MPT	Description	
		FM2903	F	1/8"	Brass	
		B-2BM1-B	B			
		SL2903	F		Sleeve Lock, Brass	
		B-2BM1-B-SL	B			
		FM3103	F	1/4"	Brass	
		B-2BM2-B	B			
		SL3103	F		Sleeve Lock, Brass	
		B-2BM2-B-SL	B			
		FM3103D	F			w/Dill Valve
		SL3103D			Sleeve Lock, w/Dill Valve, Brass	
		FM3103H			For Heat, Viton Seal	
		FM3103HW			For Hot Water, Brass/SS, Viton Seal	
		SL3103HW	F		Sleeve Lock, For Hot Water, Brass/SS, Viton Seal	
		FM3103S			For Steam, Brass/SS, EPDM Seal	
FM3103W		For Water, Brass/SS, Buna-N Seal				
SL3103W		Sleeve Lock, For Water, Brass/SS, Buna-N Seal				
FM3303	F	3/8"	Brass			
B-2BM3-B	B					
SL3303	F		Sleeve Lock, Brass			
B-2BM3-B-SL	B					
FM3303W	F	For Water, Brass/SS, Buna-N Seal				

Hose Stem		Part No.	Brand	I.D.	Description
		FM3603	F	1/4"	Brass
		B-2BS2-B	B		
		SL3603	F		Sleeve Lock, Brass
		B-2BS2-B-SL	B		
		FM3603S	F	5/16"	For Steam, Brass/SS, EPDM Seal
		FM3653	F		Brass
		B-2BS5-B	B		
		SL3653	F	5/16"	Sleeve Lock, Brass
		B-2BS5-B-SL	B		
		FM3703	F	3/8"	Brass
		B-2BS3-B	B		
		SL3703	F		Sleeve Lock, Brass
		B-2BS3-B-SL	B		
		FM3703S	F		For Steam, Brass/SS, EPDM Seal

Requires Hose Clamps (See page 200 for typical hose clamps)

Sockets with modified valves (Dill Valve) are recommended for use with valve core plugs.

Push-On Hose Stem		Part No.	Brand	I.D.	Description
		FM1513	F	1/4"	Brass
		B-2BPS2-B	B		
		SL1513	F	1/4"	Sleeve Lock, Brass
		B-2BPS2-B-SL	B		
		FM1713	F	3/8"	Brass
		B-2BPS3-B	B		
		SL1713	F		Sleeve Lock, Brass
		B-2BPS3-B-SL	B		
		FM1713W	F	For Water, Brass/SS, Buna-N Seal	

Hose clamps not required when used with "Push On" hose. See page 369.



WARNING: These products can expose you to chemicals including lead, which is known to the State of California to cause cancer, and which is known to cause birth defects or other reproductive harm. For more information go to www.P65Warnings.ca.gov.

Pneumatic QD

Hydraulic QD

Blow Guns & Accessories

Fittings & Accessories

Hoses & Fittings

Technical Data

Indexes